

“High Frequency Ceramic Solutions”

1748 MHz Filtered Directional Coupler

P/N 1748CF15A075

Detail Specification Page 1 of 3

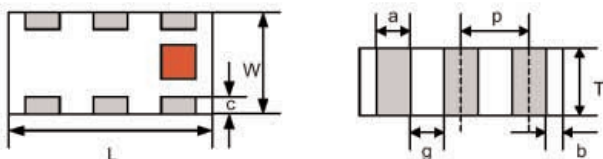
Revised 09/17/01

| Part Number | Frequency (MHz) | Insertion Loss | Return Loss | Attenuation (min.) | | Coupling | Isolation |
|---------------|-----------------|----------------|-------------|--------------------|--------|-------------|--------------|
| | | | | 2 x Fo | 3 x Fo | | |
| 1748CF15A075_ | 1710 - 1785 | 0.5 dB max | 14 dB min. | 22 dB | 17 dB | 20 ± 1.0 dB | 25.0 dB min. |

| Input Power | Impedance | Operating Temperature Range | Reel Qty |
|-------------|-----------|-----------------------------|----------|
| 3 Watts max | 50 Ω | -40 to +85°C | 4000 |

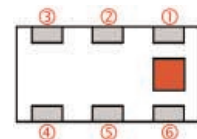
Mechanical Dimensions

| | L | W | T | a | b | c | g | p |
|--------|--------------|--------------|--------------|--------------|--------------|---------------------|--------------|--------------|
| Inches | 0.079 ± .004 | 0.049 ± .004 | 0.034 ± .004 | 0.012 ± .004 | 0.008 ± .004 | 0.012 + .004/-0.008 | 0.014 ± .004 | 0.026 ± .002 |
| mm | 2.0 ± 0.1 | 1.25 ± 0.1 | 0.85 ± 0.1 | 0.30 ± 0.1 | 0.20 ± 0.1 | 0.30+0.1/-0.2 | 0.35 ± 0.1 | 0.65 ± 0.05 |



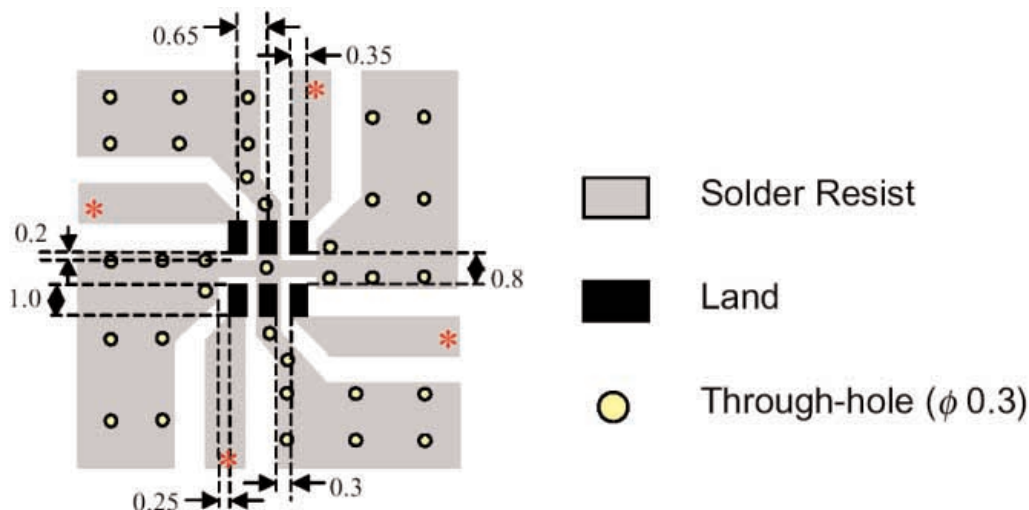
Terminal Configuration

| | | | |
|---|----------|---|-------------|
| 1 | IN | 4 | Termination |
| 2 | GND | 5 | GND |
| 3 | Main Out | 6 | Coupled Out |



Mounting Considerations

Mount these devices with brown colored side facing up. Line width should be designed to provide 50Ω impedance matching characteristics.



Johanson Technology, Inc. reserves the right to make design changes without notice.
All sales are subject to Johanson Technology, Inc. terms and conditions.

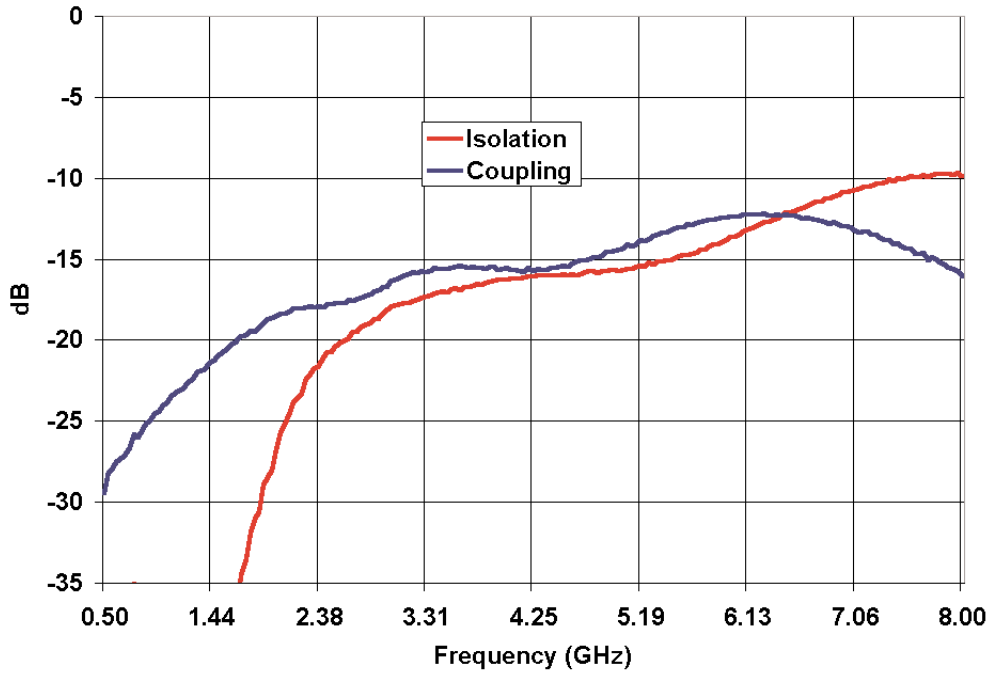
“High Frequency Ceramic Solutions”

1748 MHz Filtered Directional Coupler

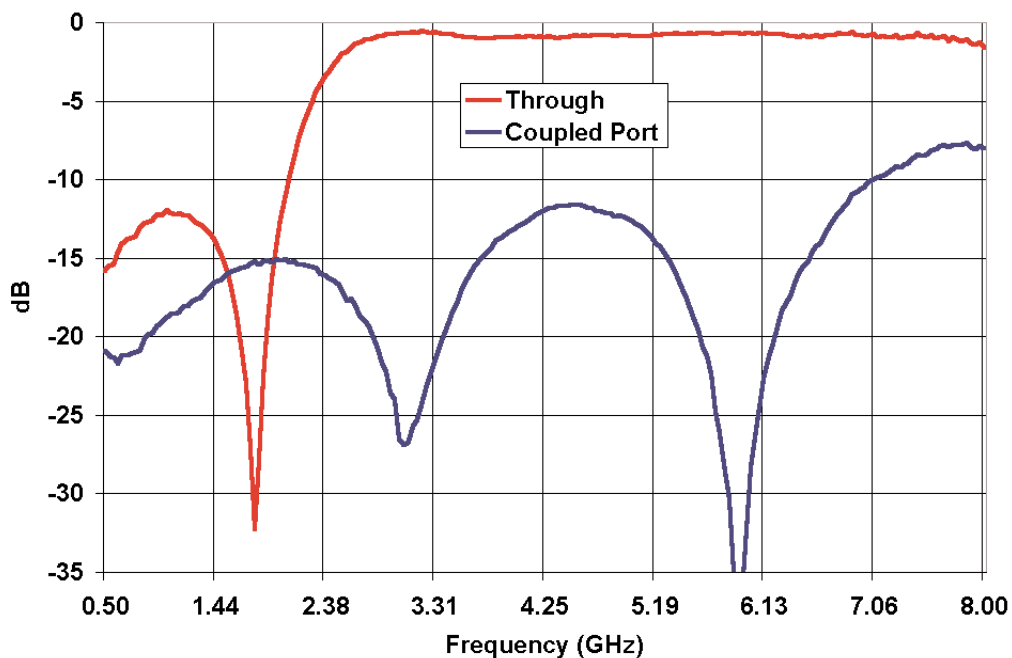
P/N 1748CF15A075

Detail Specification Page 2 of 3

P/N 1748CF15A075 Filtered Coupler Typical Coupling & Isolation



P/N 1748CF15A075 Filtered Coupler Typical Return Loss



“High Frequency Ceramic Solutions”

1748 MHz Filtered Directional Coupler

P/N 1748CF15A075

Detail Specification Page 3 of 3

P/N 1748CF15A075 Filtered Coupler
Typical Insertion Loss (Dual Resolution)

